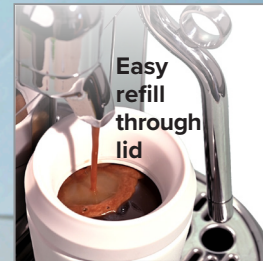



topl


DRINK FROM EVERY ANGLE, LOCKING NO-SPILL LID



**TOPL® 12 OZ.
DOUBLE WALL,
RECYCLED
STAINLESS STEEL
360° TUMBLER
CT1010**



**TOPL® 16 OZ.
DOUBLE WALL,
RECYCLED
STAINLESS STEEL
360° TUMBLER
CT1020**



**TOPL® 20 OZ.
DOUBLE WALL,
RECYCLED
STAINLESS STEEL
360° TUMBLER
CT1030**



- Double Wall, Vacuum Insulated Construction
- 90% Recycled 18/8 Stainless Steel
- 100% Recycled PP Leakproof Screw-Top Lid with Tritan™ Viewing Window
- Patented 360 Degree Locking Sip Lid
- Powder Coat Finish, Fits Most Coffee Makers & Car Cup Holders

- Reprogrammable NFC Bottom Base w/ User Instruction
- Keeps Drinks Hot or Cold for Hours
- Packaging Box Size: 3 3/8" x 6 1/2" x 3 3/8"
- FDA Compliant & BPA Free

Prices are subject to change. Please check current pricing before ordering.